

Modular Cooking Range Line thermaline 80 - 700 mm Closed Work top, 1 Side with Backsplash

ITEM # _____
 MODEL # _____
 NAME # _____
 SIS # _____
 AIA # _____



588115 (MANABBG000)

Closed Work Top, one-side
operated with backsplash

Short Form Specification

Item No.

Closed work top, 700 mm wide, constructed according to DIN 18860_2 with 20 mm drop nose top. Internal frame for heavy duty sturdiness in stainless steel. 2 mm top in 1.4301 (AISI 304). Flat surface construction, easily cleanable. THERMODUL connection system enables seamless worktop when units are connected and avoids soil penetrating.

IPX5 water resistant certification.

Configuration: One-side operated top with backsplash. The base needs to be supplied by the factory. Please include appropriate base.

Main Features

- All major components may be easily accessed from the front.
- THERMODUL connection system creates a seamless work top when units are connected to each other thus avoiding soil penetrating vital components and facilitating the removal of units in case of replacement or service.

Construction

- IPX5 water resistance certification.
- 2 mm top in 1.4301 (AISI 304).
- Flat surface construction with minimal hidden areas to easily clean all surfaces
- Internal frame for heavy duty sturdiness in 1.4301 (AISI 304).
- Unit constructed according to DIN 18860_2 with 20 mm drop nose top.

Optional Accessories

- Connecting rail kit for appliances with backsplash, 800mm PNC 912497 ☐
- Portioning shelf, 700mm width PNC 912525 ☐
- Portioning shelf, 700mm width PNC 912555 ☐
- Folding shelf, 300x800mm PNC 912577 ☐
- Folding shelf, 400x800mm PNC 912578 ☐
- Fixed side shelf, 200x800mm PNC 912583 ☐
- Fixed side shelf, 300x800mm PNC 912584 ☐
- Fixed side shelf, 400x800mm PNC 912585 ☐
- Connecting rail kit for appliances with backsplash: modular 80 (on the left), ProThermetic tilting (on the right), ProThermetic stationary (on the left) to ProThermetic tilting (on the right) PNC 912977 ☐
- Connecting rail kit for appliances with backsplash: modular 80 (on the right), ProThermetic tilting (on the left), ProThermetic stationary (on the right) to ProThermetic tilting (on the left) PNC 912978 ☐
- Back panel, 700x700mm, for units with backsplash PNC 913012 ☐
- Back panel, 700x800mm, for units with backsplash PNC 913025 ☐
- Endrail kit, flush-fitting, with backsplash, left PNC 913113 ☐
- Endrail kit, flush-fitting, with backsplash, right PNC 913114 ☐
- Endrail kit (12.5mm) for thermaline 80 units with backsplash, left PNC 913204 ☐
- Endrail kit (12.5mm) for thermaline 80 units with backsplash, right PNC 913205 ☐
- U-clamping rail for back-to-back installations with backsplash (to be ordered as S-code) PNC 913226 ☐
- Insert profile D=800mm PNC 913230 ☐


APPROVAL: _____



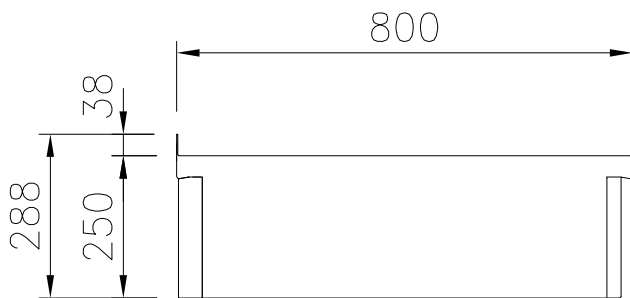
Electrolux
PROFESSIONAL

Modular Cooking Range Line thermaline 80 - 700 mm Closed Work top, 1 Side with Backsplash


Front



Side



Top



Key Information:

External dimensions, Width:

588115 (MANABBG000) 700 mm

External dimensions, Depth: 800 mm

External dimensions, Height: 250 mm

Net weight: 17 kg

Modular Cooking Range Line
thermaline 80 - 700 mm Closed Work top, 1 Side with Backsplash

The company reserves the right to make modifications to the products
without prior notice. All information correct at time of printing.

2025.05.26